

## GALS3310 Central Locking System

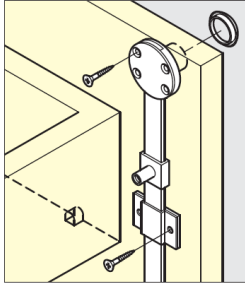
### Features

- Locks all drawers on one side simultaneously
- 100 key changes available
- Keys can be shared with other **3310 Lock Series**
- Depth of the shelf can be adjusted according to the position of the lock pin

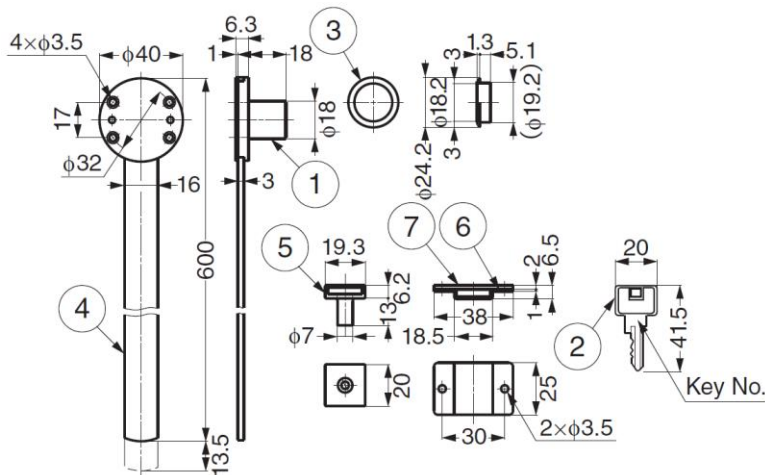
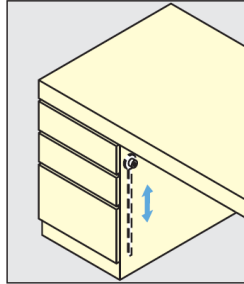
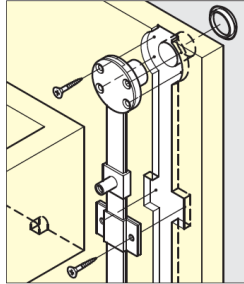
### Parts Included

- Countersunk head wood screw 2.7×16, pan head wood screw 2.7×13

### Surface Mounting



### Mortise Mounting



Use Locking Peg inserted into ⑤ for the application with drawer slides

No.	Part Name	Material	Finish
①	Body	Zinc Alloy (ZDC)	Satin Nickel
②	Key	Brass	Nickel
③	Ring	Brass	Satin Nickel
④	Guide Bar	Aluminum Alloy	—
⑤	Lock Pin	Zinc Alloy (ZDC)	Yellow Zinc Chromate
⑥	Guide	Steel	Nickel
⑦	Guide Plate	Steel	Nickel

### Lock Set (① ~ ⑦)

Part No.	Key Type	Cylinder Diameter	Door Thickness
GALS3310-B	Keyed Differently	Ø 18	18
GALS3310-D	Keyed Alike		

### Parts Set (⑤ ~ ⑦) (Sold Separately)

Part No.	Description	No.
GALS-LP	Lock Pin	⑤
GALS-G	Guide	⑥
GALS-GP	Guide Plate	⑦

### Optional Locking Peg (Sold Separately)

Part No.	Material	Finish
GALS-KP	Steel	Nickel